



 TMI LIQUIDITY FUND PLC

30TH NOVEMBER 2009

THOMAS
MILLER
INVESTMENT

TMI STERLING LIQUIDITY SUB-FUND

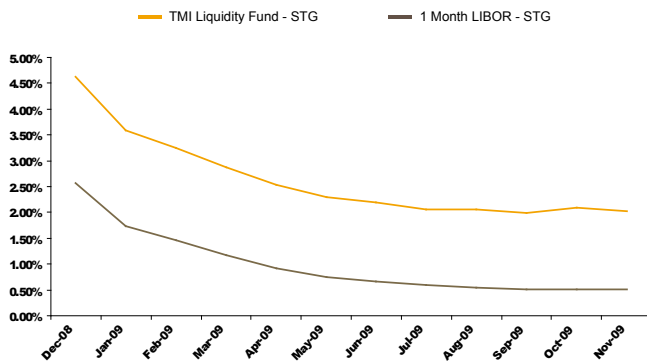
COMMENTARY

- Money Markets continued to stabilise throughout November.
- The Monetary Policy Committee (MPC) left policy rates unchanged at 0.50% and QE was extended to £200bn, meeting market expectations.
- LIBOR spreads remained narrow but have widened a little from October.
- The Weighted Average Maturity (WAM) finished the month at 93.88 days, close to our target of 95 days. We have achieved this by placing a small portion of the fund in the longer part of the curve where we found enhanced yield opportunities.
- The fund once again outperformed its one-month LIBOR benchmark by 152 bps. As the corporate bond market continues to rally we have taken this opportunity to reduce our exposure to FRN's with a final maturity of longer than two years which has also enhanced the yield for this month. We anticipate that the fund will continue to outperform its benchmark in the coming months.

PERFORMANCE - % 1 MONTH RETURNS*

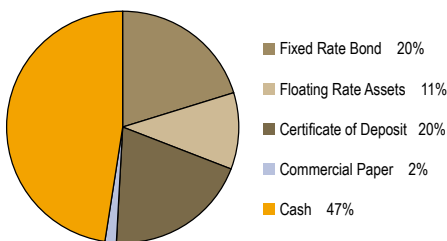
*Performance is shown Annualised and Net of fees

	Nov 08	Dec 08	Jan 09	Feb 09	Mar 09	Apr 09	May 09	Jun 09	Jul 09	Aug 09	Sep 09	Oct 09	Nov 09
Fund	5.31	4.63	3.59	3.24	2.87	2.53	2.30	2.20	2.05	2.05	1.99	2.10	2.03
1 Month Libor	3.96	2.56	1.74	1.47	1.18	0.92	0.74	0.66	0.60	0.55	0.51	0.51	0.51

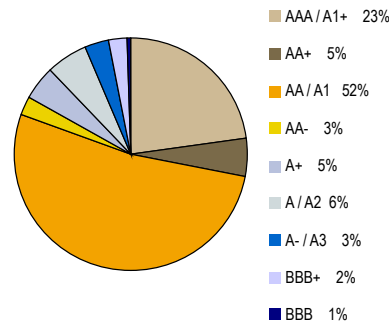


Annualised Net Return % November 2009	Annualised Gross Return % November 2009	12 Month Average (Net of fees) % Fund	12 Month Average (Net of fees) % 1 Month Libor
2.03	2.23	2.63	1.00

PORTFOLIO BREAKDOWN



S&P RATINGS



WEIGHTED AVERAGE MATURITY IN DAYS

	Nov 08	Dec 08	Jan 09	Feb 09	Mar 09	Apr 09	May 09	Jun 09	Jul 09	Aug 09	Sep 09	Oct 09	Nov 09
Fund	93.10	107.95	96.59	95.78	93.47	89.57	87.65	75.15	77.85	70.04	69.44	82.54	93.88

FUND OBJECTIVE

To maximise current income consistent with the preservation of principal and liquidity by investing in a diversified portfolio of short term debt related instruments.

FUND DETAILS

Valuation:	£182.9m
Inception Date:	1st November 2006
Domicile:	Isle of Man
Fund Structure:	OEIC
Benchmark:	1 Month LIBOR
Rating*:	AAAf
Bloomberg:	TMISTLQ
ISIN:	IM00B1GR6141
SEDOL:	B1GR614

*Standard & Poor's

INVESTMENT

Price:	£1.00
Initial:	£100,000
Subsequent:	£25,000
Fees:	17.5bps
Valuation Frequency:	Daily
Dealing Deadline:	11.00am
Redemption:	5 business days

ENQUIRIES

Tel: +44 (0) 1624 645200
 Email: info@tmiliquidity.com
 Website: www.tmiliquidity.com

TMI US DOLLAR LIQUIDITY SUB-FUND

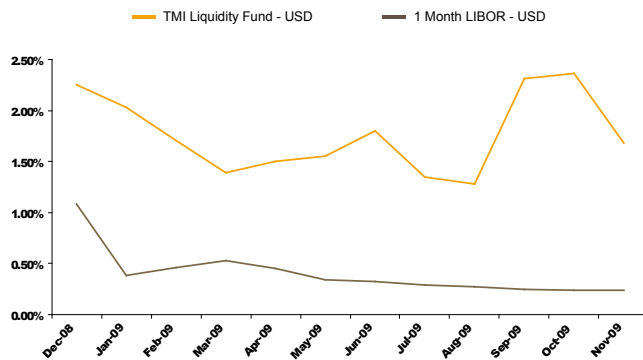
COMMENTARY

- Money Markets continued to stabilise throughout November.
- The Federal Open Market Committee (FOMC) held rates at the current range of 0.00% to 0.25%. The accompanying statement signalled that the Fed is still on hold and that rates will remain low for an extended period.
- LIBOR spreads continued to narrow to all time lows.
- The Weighted Average Maturity (WAM) finished the month at 68.02 days. We continue to look for opportunities to add duration through high quality bonds and in the 9 - 12 month area of the cash curve. We are targeting a WAM of 75 days before year end.
- The fund once again outperformed its one-month LIBOR benchmark by 144 bps. As the corporate bond market continues to rally we have taken this opportunity to reduce our exposure to FRN's with a final maturity of longer than two years which has also enhanced the yield for this month. We anticipate that the fund will continue to outperform it's benchmark in the coming months.

PERFORMANCE - % 1 MONTH RETURNS*

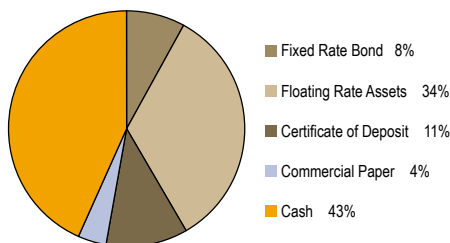
*Performance is shown Annualised and Net of fees

	Nov 08	Dec 08	Jan 09	Feb 09	Mar 09	Apr 09	May 09	Jun 09	Jul 09	Aug 09	Sep 09	Oct 09	Nov 09
Fund	2.74	2.25	2.03	1.71	1.39	1.50	1.55	1.80	1.35	1.28	2.31	2.36	1.68
1 Month Libor	1.62	1.08	0.38	0.46	0.53	0.45	0.34	0.32	0.29	0.27	0.25	0.24	0.24

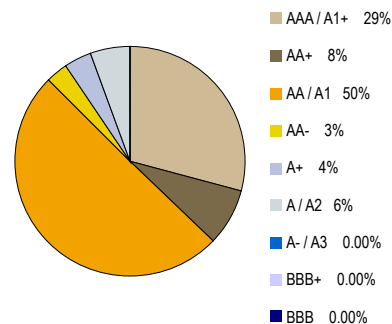


Annualised Net Return % November 2009	Annualised Gross Return % November 2009	12 Month Average (Net of fees) % Fund	12 Month Average (Net of fees) % 1 Month Libor
1.68	1.93	1.77	0.40

PORTFOLIO BREAKDOWN



S&P RATINGS



WEIGHTED AVERAGE MATURITY IN DAYS

	Nov 08	Dec 08	Jan 09	Feb 09	Mar 09	Apr 09	May 09	Jun 09	Jul 09	Aug 09	Sep 09	Oct 09	Nov 09
Fund	63.06	64.08	74.70	68.62	52.30	73.43	58.49	55.34	66.52	54.52	62.88	71.08	68.02

FUND OBJECTIVE

To maximise current income consistent with the preservation of principal and liquidity by investing in a diversified portfolio of short term debt related instruments.

FUND DETAILS

Valuation:	\$169.3m
Inception Date:	1st November 2006
Domicile:	Isle of Man
Fund Structure:	OEIC
Benchmark:	1 Month LIBOR
Rating*:	AAAf
Bloomberg:	TMIUSLQ
ISIN:	IM00B1GR7P51
SEDOL:	B1GR67P5

*Standard & Poor's

INVESTMENT

Price:	\$1.00
Initial:	\$100,000
Subsequent:	\$25,000
Fees:	17.5bps
Valuation Frequency:	Daily
Dealing Deadline:	11.00am
Redemption:	5 business days

ENQUIRIES

Tel: +44 (0) 1624 645200
 Email: info@tmiliquidity.com
 Website: www.tmiliquidity.com



TMI EURO LIQUIDITY SUB-FUND

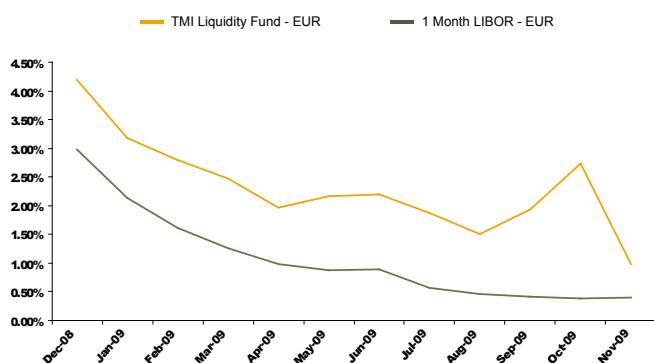
COMMENTARY

- Money Markets continued to stabilise throughout November
- The European Central Bank (ECB) held rates at 1% as expected. Once again the accompanying statement sounded a touch more hawkish and there was the first hint that the exit from extraordinary measures is nearing.
- LIBOR spreads continued to narrow to the lowest levels of the credit crisis.
- The Weighted Average Maturity (WAM) finished the month at 49.09 days. We continue to look for opportunities to add duration through high quality bonds and in the 9 - 12 month area of the cash curve. We are targeting a WAM of 75 days.
- The fund once again outperformed its one-month LIBOR benchmark by 54 bps, we are pleased that the fund has held up so well versus its falling benchmark and anticipate this level of out-performance will continue in the coming months.

PERFORMANCE - % 1 MONTH RETURNS*

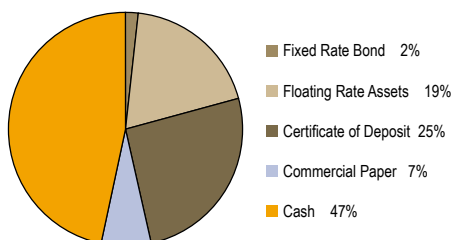
*Performance is shown Annualised and Net of fees

	Nov 08	Dec 08	Jan 09	Feb 09	Mar 09	Apr 09	May 09	Jun 09	Jul 09	Aug 09	Sep 09	Oct 09	Nov 09
Fund	4.53	4.19	3.18	2.79	2.47	1.96	2.16	2.19	1.88	1.50	1.94	2.73	0.98
1 Month Libor	3.82	2.98	2.13	1.62	1.26	0.99	0.88	0.89	0.57	0.46	0.41	0.39	0.40

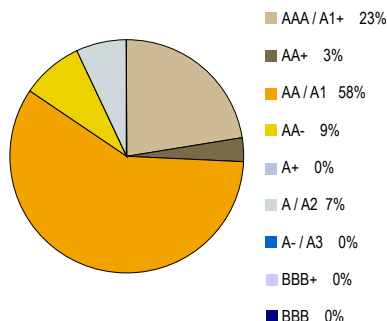


Annualised Net Return % November 2009	Annualised Gross Return % November 2009	12 Month Average (Net of fees) % Fund	12 Month Average (Net of fees) % 1 Month Libor
0.98	1.25	2.33	1.08

PORTFOLIO BREAKDOWN



S&P RATINGS



WEIGHTED AVERAGE MATURITY IN DAYS

	Nov 08	Dec 08	Jan 09	Feb 09	Mar 09	Apr 09	May 09	Jun 09	Jul 09	Aug 09	Sep 09	Oct 09	Nov 09
Fund	66.90	59.56	45.60	51.03	50.15	54.48	74.50	54.67	43.58	44.90	34.15	53.50	49.09

FUND OBJECTIVE

To maximise current income consistent with the preservation of principal and liquidity by investing in a diversified portfolio of short term debt related instruments.

FUND DETAILS

Valuation:	€28.8m
Inception Date:	1st April 2008
Domicile:	Isle of Man
Fund Structure:	OEIC
Benchmark:	1 Month LIBOR
Rating*:	AAAf
Bloomberg:	TMIEULQ
ISIN:	IM00B3BJC882
SEDOL:	B3BJC88

*Standard & Poor's

INVESTMENT

Price:	€1.00
Initial:	€100,000
Subsequent:	€25,000
Fees:	17.5bps
Valuation Frequency:	Daily
Dealing Deadline:	11.00am
Redemption:	5 business days

ENQUIRIES

Tel: +44 (0) 1624 645200
 Email: info@tmiliquidity.com
 Website: www.tmiliquidity.com



TMI LIQUIDITY FUND PLC

DISCLAIMER

The Manager of TMI Liquidity Fund PLC is Portal Fund Administration Limited, incorporated in the Isle of Man No. 118726C, Belgravia House, 34-44 Circular Road, Douglas, Isle of Man, IM1 1AE. The Manager is the holder of a Financial Services Licence issued under section 7 of the Financial Services Act 2008 of the Isle of Man and is licensed by the Isle of Man Financial Supervision Commission to provide collective investment scheme and corporate services. The investments are managed by Thomas Miller Investment (Isle of Man) Limited, holder of a Financial Services Licence issued under section 7 of the Financial Services Act 2008 and licensed by the Financial Supervision Commission of the Isle of Man to carry on investment business and provide services to collective investment schemes. TMI Liquidity Fund PLC belongs to the Authorised Money Market Fund category as defined within the Financial Supervision (Authorised Collective Investment Schemes) Regulations 2005 and is a recognised fund in the UK under section 270 of the Financial Services and Markets Act 2000. Investors in the Fund have the protection of the Isle of Man Authorised Collective Investment Schemes (Compensation) Regulations 2008 in the event of the Manager or the Fiduciary Custodian being unable to satisfy claims against them in respect of any civil liability incurred in connection with their business. The Rules made under the Financial Services and Markets Act 2000 in the UK for the protection of private customers do not apply, and the compensation scheme applying in the UK will not be available to investors in the Fund. Further information and a copy of the Funds' Scheme Particulars are available from the Manager and Investment Manager.

This fact sheet has been prepared for information purposes only and only for those jurisdictions in which the TMI Liquidity Fund PLC may be marketed. It is not a solicitation, or an offer, to buy or sell any security. Past performance cannot be relied on as a guide to the future. Income from investments may fluctuate. Investors may not get back the value of their original investment. Changes in exchange rates may have an adverse effect on the value, price or income of foreign currency denominated securities. These funds may not be suitable for all recipients.

Standard & Poor's Fund Ratings represent an opinion only, not a recommendation to buy or sell.

CONTACT DETAILS

If you would like to know more about these funds, please contact:

Sales Enquiries:

Sue Preskey

Tel: +44 (0) 1624 645200
Fax: +44 (0) 1624 645220
Email: info@tmiliquidity.com
Website: www.tmiliquidity.com

The Investment Manager:

John Greenwood

Thomas Miller Investment (Isle of Man) Limited
16/17 Mount Havelock, Douglas, Isle of Man,
IM1 2QG
Tel: +44 (0) 1624 645200
Fax: +44 (0) 1624 645220

The Fund Advisor:

Christopher Smith

Thomas Miller Investment Limited
90 Fenchurch Street, London, EC3M 4ST
Tel: +44 (0) 20 7204 2200
Fax: +44 (0) 20 7204 2737

The Manager:

Portal Fund Administration Limited
18 Mount Havelock, Douglas, Isle of Man,
IM1 2QG
Tel: +44 (0) 1624 645236
Fax: +44 (0) 1624 610950

FIDUCIARY CUSTODIAN

BNP Paribas Trust Company (IOM) Limited
PO Box 57, Merchant's House, 24 North Quay,
Douglas, Isle of Man, IM99 2PG
Web: www.bnpparibas.com/en